

Student Environmental Survey 2017







Description:

Date Created: 3/10/2017 8:40:18 AM

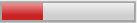




Date Range: 4/24/2017 12:00:00 AM - 5/15/2017 11:59:00 PM

Total Respondents: 428

Q1. Which campus are you evaluating?

Count	Percent		
5	62.50%		Main
2	25.00%		South
0	0.00%		Warren
1	12.50%		Franklin
0	0.00%		VOLT (100% On-line)
0	0.00%		Other, please list the location:
		Count	Percent
		8	Respondents

Q2. Is this your 1st academic year at VGCC?

Count	Percent		
3	37.50%		Yes
5	62.50%		No, please list your first academic year at VGCC:
		Count	Percent
1	20.00%		2
2	40.00%		2012
1	20.00%		2016
		8	Respondents

Q3. Program of Study:

Count	Percent		
0	0.00%	<input type="text"/>	Accounting
0	0.00%	<input type="text"/>	Associate in Arts
0	0.00%	<input type="text"/>	Associate in Science
0	0.00%	<input type="text"/>	Associate in General Education
0	0.00%	<input type="text"/>	Associate in General Education - General Sciences
0	0.00%	<input type="text"/>	Associate in Degree Nursing (Integrated)
0	0.00%	<input type="text"/>	Associate in Degree Nursing LPN to ADN Transition Program
0	0.00%	<input type="text"/>	Business Administration
0	0.00%	<input type="text"/>	Computer Information Technology
0	0.00%	<input type="text"/>	CTI - IT Support Track
0	0.00%	<input type="text"/>	CTI - Networking & Security Tech Track
0	0.00%	<input type="text"/>	CTI - Web Design & Support Track
0	0.00%	<input type="text"/>	Criminal Justice Technology
0	0.00%	<input type="text"/>	Culinary Arts
0	0.00%	<input type="text"/>	Early Childhood Education
0	0.00%	<input type="text"/>	Electronics Engineering Technology
0	0.00%	<input type="text"/>	Entrepreneurship
0	0.00%	<input type="text"/>	Global Logistics Technology
8	100.00%	<input type="text"/>	Human Service Technology
0	0.00%	<input type="text"/>	Human Services Technology/Gerontology
0	0.00%	<input type="text"/>	Human Services Technology/Substance Abuse
0	0.00%	<input type="text"/>	Information Systems Security
0	0.00%	<input type="text"/>	Mechatronics Engineering Technology
0	0.00%	<input type="text"/>	Medical Assisting
0	0.00%	<input type="text"/>	Medical Office Administration - General
0	0.00%	<input type="text"/>	Medical Office Administration - Coding Specialist
0	0.00%	<input type="text"/>	Networking Technology
0	0.00%	<input type="text"/>	Office Administration - General
0	0.00%	<input type="text"/>	Office Administration - Computer Specialist
0	0.00%	<input type="text"/>	Office Administration - Executive Assistance
0	0.00%	<input type="text"/>	Office Administration/Legal
0	0.00%	<input type="text"/>	Paralegal Technology
0	0.00%	<input type="text"/>	Pharmacy Technology
0	0.00%	<input type="text"/>	Radiography
0	0.00%	<input type="text"/>	School-Age Education
0	0.00%	<input type="text"/>	Web Technologies
0	0.00%	<input type="text"/>	Automotive Systems Technology
0	0.00%	<input type="text"/>	Basic Law Enforcement
0	0.00%	<input type="text"/>	Carpentry
0	0.00%	<input type="text"/>	Cosmetology
0	0.00%	<input type="text"/>	Electrical Systems Technology
0	0.00%	<input type="text"/>	Lateral Entry
		<input type="text"/>	

0	0.00%		Practical Nursing
0	0.00%		Sustainability Technologies
0	0.00%		Welding
0	0.00%		Bioprocess Technology
0	0.00%		Air Conditioning, Heating & Refrigeration Technology
0	0.00%		Simulation & Game Development
0	0.00%		N/A
8 Respondents			

Q4. Please indicate your level of agreement with the following statements: - The Financial Aid staff members help me understand my financial aid.

Count	Percent		
3	37.50%		Strongly Agree
3	37.50%		Agree
0	0.00%		Neutral
1	12.50%		Disagree
1	12.50%		Strongly Disagree
0	0.00%		N/A
8 Respondents			







Q5. Please indicate your level of agreement with the following statements: - I know how to keep my financial aid:

Count	Percent		
6	75.00%		Strongly Agree
1	12.50%		Agree
1	12.50%		Neutral
0	0.00%		Disagree
0	0.00%		Strongly Disagree
0	0.00%		N/A
8 Respondents			


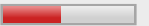






Q6. Please indicate your level of agreement with the following statements: - I receive communication each semester from the financial aid office.

Count	Percent		
2	25.00%		Strongly Agree
3	37.50%		Agree
0	0.00%		Neutral
2	25.00%		Disagree
1	12.50%		Strongly Disagree
0	0.00%		N/A
8 Respondents			







Q7. Please indicate your level of agreement with the following statements: - I was informed about scholarship opportunities during the school year.

Count	Percent		
2	25.00%		Strongly Agree
4	50.00%		Agree
1	12.50%		Neutral
0	0.00%		Disagree
1	12.50%		Strongly Disagree
0	0.00%		N/A
8 Respondents			







Q8. Do you have any comments about Financial Aid?

Count	Percent														
2	25.00%		Yes. Please comment below:												
<table border="1"> <thead> <tr> <th>Count</th> <th>Percent</th> <th></th> <th></th> </tr> </thead> <tbody> <tr> <td>1</td> <td>50.00%</td> <td></td> <td>Do I get it again since I did better this second semester?</td> </tr> <tr> <td>1</td> <td>50.00%</td> <td></td> <td>The decisions made for students that are really trying is not fare dicisions</td> </tr> </tbody> </table>				Count	Percent			1	50.00%		Do I get it again since I did better this second semester?	1	50.00%		The decisions made for students that are really trying is not fare dicisions
Count	Percent														
1	50.00%		Do I get it again since I did better this second semester?												
1	50.00%		The decisions made for students that are really trying is not fare dicisions												
6	75.00%		No												
8 Respondents															

Q9. Please indicate your level of agreement with the following statements: - My student learning needs are being met.

Count	Percent		
4	50.00%		Strongly Agree
4	50.00%		Agree
0	0.00%		Neutral
0	0.00%		Disagree
0	0.00%		Strongly Disagree
0	0.00%		N/A
8 Respondents			

Q10. Please indicate your level of agreement with the following statements: - Faculty teach in ways that help me learn.

Count	Percent		
5	62.50%		Strongly Agree
3	37.50%		Agree
0	0.00%		Neutral
0	0.00%		Disagree
0	0.00%		Strongly Disagree
0	0.00%		N/A
8 Respondents			

Q11. Please indicate your level of agreement with the following statements: - Faculty are available when needed.

Count	Percent		
3	37.50%		Strongly Agree
3	37.50%		Agree
2	25.00%		Neutral
0	0.00%		Disagree
0	0.00%		Strongly Disagree
0	0.00%		N/A
8 Respondents			

Q12. Please indicate your level of agreement with the following statements: - Faculty communicate changes on class assignment due dates.

Count	Percent		
3	37.50%		Strongly Agree
3	37.50%		Agree
2	25.00%		Neutral
0	0.00%		Disagree
0	0.00%		Strongly Disagree
0	0.00%		N/A
8 Respondents			

Q13. Please indicate your level of agreement with the following statements: - I understand my syllabus.

Count	Percent		
5	62.50%		Strongly Agree
3	37.50%		Agree
0	0.00%		Neutral
0	0.00%		Disagree
0	0.00%		Strongly Disagree
0	0.00%		N/A
8 Respondents			

Q14. Please indicate your level of agreement with the following statements: - My instructor contacts me if I have excessive absences.

Count	Percent		
4	50.00%		Strongly Agree
1	12.50%		Agree
2	25.00%		Neutral
0	0.00%		Disagree
0	0.00%		Strongly Disagree
1	12.50%		N/A
8 Respondents			

Q15. Please indicate your level of agreement with the following statements: - My instructor contacts me when I have a low test score.

Count	Percent		
2	25.00%		Strongly Agree
1	12.50%		Agree
2	25.00%		Neutral
1	12.50%		Disagree
1	12.50%		Strongly Disagree
1	12.50%		N/A
8 Respondents			

Q16. Please indicate your level of agreement with the following statements: - The Starfish notifications are beneficial to me.

Count	Percent		
3	37.50%		Strongly Agree
0	0.00%		Agree
3	37.50%		Neutral
0	0.00%		Disagree
0	0.00%		Strongly Disagree
2	25.00%		N/A
8 Respondents			







Q17. Please indicate your level of agreement with the following statements: - Faculty respond to my emails within 24 hours.

Count	Percent		
3	37.50%		Strongly Agree
2	25.00%		Agree
2	25.00%		Neutral
1	12.50%		Disagree
0	0.00%		Strongly Disagree
0	0.00%		N/A
8 Respondents			







Q18. Please indicate your level of agreement with the following statements: - Faculty return my phone calls within 24 hours.

Count	Percent		
3	37.50%		Strongly Agree
2	25.00%		Agree
1	12.50%		Neutral
2	25.00%		Disagree
0	0.00%		Strongly Disagree
0	0.00%		N/A
8 Respondents			






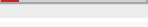
Q19. Please indicate your level of agreement with the following statements: - My Moodle courses are easy to follow.

Count	Percent		
5	62.50%		Strongly Agree
2	25.00%		Agree
1	12.50%		Neutral
0	0.00%		Disagree
0	0.00%		Strongly Disagree
0	0.00%		N/A
8 Respondents			





Q20. Please indicate your level of agreement with the following statements: - My online instructor supports my course success.

Count	Percent		
5	62.50%		Strongly Agree
1	12.50%		Agree
1	12.50%		Neutral
0	0.00%		Disagree
0	0.00%		Strongly Disagree
1	12.50%		N/A
8 Respondents			

Q21. Please indicate your level of agreement with the following statements: - I receive interactive learning discussions with my on-line instructor.

Count	Percent		
3	37.50%		Strongly Agree
2	25.00%		Agree
2	25.00%		Neutral
0	0.00%		Disagree
0	0.00%		Strongly Disagree
1	12.50%		N/A
8 Respondents			

Q22. Please indicate your level of agreement with the following statements: - V-NET classes are helpful to my learning.

Count	Percent		
3	37.50%		Strongly Agree
2	25.00%		Agree
2	25.00%		Neutral
0	0.00%		Disagree
0	0.00%		Strongly Disagree
1	12.50%		N/A
8 Respondents			

Q23. Please indicate your level of agreement with the following statements: - Grades are posted in Moodle in a timely manner.

Count	Percent		
3	37.50%		Strongly Agree
3	37.50%		Agree
1	12.50%		Neutral
0	0.00%		Disagree
1	12.50%		Strongly Disagree
0	0.00%		N/A
8 Respondents			

Q24. What is your preferred class meeting preference?

Count	Percent		
1	12.50%		Monday/Wednesday
4	50.00%		Monday/Wednesday/Friday
1	12.50%		Wednesday/Friday
2	25.00%		Tuesday/Thursday
8 Respondents			

Q25. What is your preferred class time?

Count	Percent		
3	37.50%		Morning (8:00 a.m. - Noon)
0	0.00%		Afternoon (Noon - 5:00 p.m.)
1	12.50%		Evening (5:00 p.m. - 9:00 p.m.)
4	50.00%		Online
8 Respondents			

Q26. I utilize VGCC's catalog each term:

Count	Percent		
4	50.00%		1-2 times
3	37.50%		3-4 times
1	12.50%		5 times or more
0	0.00%		Never
8 Respondents			

Q27. I meet face-to-face with my faculty advisor or academic & career coach each term:

Count	Percent		
6	75.00%		1-2 times
2	25.00%		3-4 times
0	0.00%		5 times or more
0	0.00%		Never
8 Respondents			

Q28. I utilize Web Advisor resources each term:

Count	Percent		
3	37.50%		1-2 times
4	50.00%		3-4 times
1	12.50%		5 times or more
0	0.00%		Never
8 Respondents			

Q29. I utilize the tutoring services each term:

Count	Percent		
1	12.50%		1-2 times
0	0.00%		3-4 times
0	0.00%		5 times or more
7	87.50%		Never
8 Respondents			

Q30. I utilize Career Services each academic year:

Count	Percent		
1	12.50%		1-2 times
1	12.50%		3-4 times
0	0.00%		5 times or more
6	75.00%		Never
8 Respondents			

Q31. I utilize the Counseling Services:


Count	Percent		
2	25.00%		Yes
6	75.00%		No
8 Respondents			

Q32. Do you have any comments about the Student Learning and Success Center?

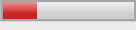
Count	Percent										
1	12.50%		Yes. Please comment below:								
<table border="1"> <thead> <tr> <th>Count</th> <th>Percent</th> <th></th> <th></th> </tr> </thead> <tbody> <tr> <td>1</td> <td>100.00%</td> <td></td> <td>Mr. Pope has been such a blessing. He has always gone above and beyond the call of duty to help me with anything I need. I've seen him interact with other students, and I can observe the value he takes in his job.</td> </tr> </tbody> </table>				Count	Percent			1	100.00%		Mr. Pope has been such a blessing. He has always gone above and beyond the call of duty to help me with anything I need. I've seen him interact with other students, and I can observe the value he takes in his job.
Count	Percent										
1	100.00%		Mr. Pope has been such a blessing. He has always gone above and beyond the call of duty to help me with anything I need. I've seen him interact with other students, and I can observe the value he takes in his job.								
7	87.50%		No								
8 Respondents											

Q33. Do you have any comments about Faculty Instructors/Courses?

Count	Percent										
3	37.50%		Yes. Please comment below:								
<table border="1"> <thead> <tr> <th>Count</th> <th>Percent</th> <th></th> <th></th> </tr> </thead> <tbody> <tr> <td>1</td> <td>33.33%</td> <td></td> <td>Environmental Biology is a tough class and in order to complete the entire book, there is not enough appropriate time to read or study to comprehend the material fully. This class has definitely been a struggle and stressful for me. It would help to have a better schedule or maybe even considered revamping and picking out the most important chapters in the book for the course.</td> </tr> </tbody> </table>				Count	Percent			1	33.33%		Environmental Biology is a tough class and in order to complete the entire book, there is not enough appropriate time to read or study to comprehend the material fully. This class has definitely been a struggle and stressful for me. It would help to have a better schedule or maybe even considered revamping and picking out the most important chapters in the book for the course.
Count	Percent										
1	33.33%		Environmental Biology is a tough class and in order to complete the entire book, there is not enough appropriate time to read or study to comprehend the material fully. This class has definitely been a struggle and stressful for me. It would help to have a better schedule or maybe even considered revamping and picking out the most important chapters in the book for the course.								

1 33.33% 

Mr. Pope has been such a blessing. He has always gone above and beyond the call of duty to help me with anything I need. I've seen him interact with other students, and I can observe the value he takes in his job. He always takes his time with each of us and gives us the upmost encouragement, even when we can't encourage ourselves! I also want to make a comment on my Eng.111-A instructor. Mr. Henderson, he is very patient with his students. He also give us the knowledge we need for the class. Mr. Henderson can come across as "tough on his students", but I feel like it's because he actually takes the time and energy to get to know his students on their each unique level of education, and pushes us all to our full potential. I also believe wants what's best for each student. I feel as if they're other instructors and faculty whom could care less whether students pass or not. I understand completely that we are college students, and it's a students job to be responsible and keep up with their education each semester, yet Mr. Pope at the student success center and also Mr. Henderson, from Bldg. ^, both have really impacted my life this semester. You can definitely tell that their hearts are in their job!

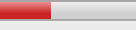





1 33.33% 

This instructor is a very nice individual.

5 62.50%  No







8 Respondents

Q34. Please indicate your level of agreement with the following statements. - The Business Office staff members assist me with my payment needs.

Count	Percent		
3	37.50%		Strongly Agree:
3	37.50%		Agree:
1	12.50%		Neutral
0	0.00%		Disagree:
0	0.00%		Strongly Disagree:
1	12.50%		N/A

8 Respondents

Q35. Please indicate your level of agreement with the following statements. - The Business Office hours are convenient with my schedule.

Count	Percent		
4	50.00%		Strongly Agree:
2	25.00%		Agree:
2	25.00%		Neutral
0	0.00%		Disagree:
0	0.00%		Strongly Disagree:
0	0.00%		N/A

8 Respondents

Q36. Do you have any comments about the Business Office?

Count	Percent		
0	0.00%		Yes. Please comment below:

Count Percent

8 100.00%  No

8 Respondents

Q37. Please indicate your level of agreement with the following statements. - The bookstore has my classroom materials when I need them.

Count	Percent		
7	87.50%		Strongly Agree
1	12.50%		Agree
0	0.00%		Neutral
0	0.00%		Disagree
0	0.00%		Strongly Disagree
0	0.00%		N/A
8 Respondents			

Q38. Please indicate your level of agreement with the following statements. - I receive courteous customer service from the bookstore staff.

Count	Percent		
7	87.50%		Strongly Agree
0	0.00%		Agree
1	12.50%		Neutral
0	0.00%		Disagree
0	0.00%		Strongly Disagree
0	0.00%		N/A
8 Respondents			

Q39. Do you have any comments about the Bookstore?

Count	Percent														
2	25.00%		Yes. Please comment below:												
<table border="1"> <thead> <tr> <th>Count</th> <th>Percent</th> <th></th> <th></th> </tr> </thead> <tbody> <tr> <td>1</td> <td>50.00%</td> <td></td> <td>Prices are sometimes unreasonable, which I don't feel helps the students who are usually struggling to meet financial aid requirements, and don't have the resources to cover all of the costs of their supplies.</td> </tr> <tr> <td>1</td> <td>50.00%</td> <td></td> <td>There is one lady that is really rude to the students in the book store, I can't remember her name. I know it's not Tracy, or the African American lady that works in the store.</td> </tr> </tbody> </table>				Count	Percent			1	50.00%		Prices are sometimes unreasonable, which I don't feel helps the students who are usually struggling to meet financial aid requirements, and don't have the resources to cover all of the costs of their supplies.	1	50.00%		There is one lady that is really rude to the students in the book store, I can't remember her name. I know it's not Tracy, or the African American lady that works in the store.
Count	Percent														
1	50.00%		Prices are sometimes unreasonable, which I don't feel helps the students who are usually struggling to meet financial aid requirements, and don't have the resources to cover all of the costs of their supplies.												
1	50.00%		There is one lady that is really rude to the students in the book store, I can't remember her name. I know it's not Tracy, or the African American lady that works in the store.												
6	75.00%		No												
8 Respondents															

Q40. Please indicate your level of agreement with following statement. - The classrooms I use are clean.

Count	Percent		
4	50.00%		Strongly Agree
3	37.50%		Agree
0	0.00%		Neutral
0	0.00%		Disagree
0	0.00%		Strongly Disagree
1	12.50%		N/A
8 Respondents			

Q41. Please indicate your level of agreement with following statement. - The restrooms are clean and stocked with toilet paper, soap, and paper towels.

Count	Percent		
5	62.50%		Strongly Agree
2	25.00%		Agree
0	0.00%		Neutral
0	0.00%		Disagree
0	0.00%		Strongly Disagree
1	12.50%		N/A
8 Respondents			

Q42. Do you have any comments about the cleanliness of the classrooms and/or bathrooms.

Count	Percent										
1	12.50%		Yes. Please comment below:								
<table border="1"> <thead> <tr> <th>Count</th> <th>Percent</th> <th></th> <th></th> </tr> </thead> <tbody> <tr> <td>1</td> <td>100.00%</td> <td></td> <td>Restrooms are always beautiful and even have Lysol spray for our lady's room. If you ever walk into the restroom while it's being cleaned, you will always be met with a friendly hello, and smile. I think smiles help we as students so much, due to all the pressures college students have on us.</td> </tr> </tbody> </table>				Count	Percent			1	100.00%		Restrooms are always beautiful and even have Lysol spray for our lady's room. If you ever walk into the restroom while it's being cleaned, you will always be met with a friendly hello, and smile. I think smiles help we as students so much, due to all the pressures college students have on us.
Count	Percent										
1	100.00%		Restrooms are always beautiful and even have Lysol spray for our lady's room. If you ever walk into the restroom while it's being cleaned, you will always be met with a friendly hello, and smile. I think smiles help we as students so much, due to all the pressures college students have on us.								
7	87.50%		No								
8 Respondents											

Q43. I know how to contact our campus police.

Count	Percent		
8	100.00%		Yes
0	0.00%		No
8 Respondents			

Q44. I have signed up for the campus alert/notification system (ReGroup).



Count	Percent		
6	75.00%		Yes
2	25.00%		No
8 Respondents			

Q45. I feel safe on campus for the following reasons (check all that apply):






Count	Respondent %	Response %	
5	62.50%	21.74%	Presence of VGCC Campus Police Officers
4	50.00%	17.39%	Presence of VGCC Security Guards
5	62.50%	21.74%	Presence of security cameras
3	37.50%	13.04%	Parking lots are well lit
6	75.00%	26.09%	Safety alerts/notifications from campus police
8 Respondents			
23 Responses			

Q46. Do you have any comments about Campus Security?



Count	Percent						
1	12.50%		Yes. Please comment below:				
<table border="1"> <thead> <tr> <th>Count</th> <th>Percent</th> </tr> </thead> <tbody> <tr> <td> </td> <td> </td> </tr> </tbody> </table>				Count	Percent		
Count	Percent						

1	100.00%		On main campus, our security man is awesome and went out of his way one day after I had left class and forgot my purse. This man went above and beyond to make sure I had my purse safely returned. He is an older gentleman who is african american. I can't remember his name, unfortunately.
7	87.50%		No
8 Respondents			



Q47. Do you have any comments about Campus Parking?

Count	Percent										
1	12.50%		Yes. Please comment below:								
<table border="1"> <thead> <tr> <th>Count</th> <th>Percent</th> <th></th> <th></th> </tr> </thead> <tbody> <tr> <td>1</td> <td>100.00%</td> <td></td> <td>Staff/student parking isn't clearly marked on the lot in front of Bldg. 7</td> </tr> </tbody> </table>				Count	Percent			1	100.00%		Staff/student parking isn't clearly marked on the lot in front of Bldg. 7
Count	Percent										
1	100.00%		Staff/student parking isn't clearly marked on the lot in front of Bldg. 7								
7	87.50%		No								
8 Respondents											






Q48. I use the VGCC snack bar.

Count	Percent		
1	12.50%		Yes
7	87.50%		No
8 Respondents			







Q49. The vending machines offers a variety of food and beverages.

Count	Percent		
7	87.50%		Yes
1	12.50%		No
8 Respondents			

Q50. Do you have any comments about the Snack Bar/Vending Machine?

Count	Percent										
1	12.50%		Yes. Please comment below:								
<table border="1"> <thead> <tr> <th>Count</th> <th>Percent</th> <th></th> <th></th> </tr> </thead> <tbody> <tr> <td>1</td> <td>100.00%</td> <td></td> <td>Vending machine on level 2 of Bldg 7 has taken my change multiple times, and doesn't usually take dollar bills.</td> </tr> </tbody> </table>				Count	Percent			1	100.00%		Vending machine on level 2 of Bldg 7 has taken my change multiple times, and doesn't usually take dollar bills.
Count	Percent										
1	100.00%		Vending machine on level 2 of Bldg 7 has taken my change multiple times, and doesn't usually take dollar bills.								
7	87.50%		No								
8 Respondents											

Q51. Please indicate your level of agreement with the following statements. - The classroom technology meets my course needs.

Count	Percent		
4	50.00%		Strongly Agree
4	50.00%		Agree
0	0.00%		Neutral
0	0.00%		Disagree
0	0.00%		Strongly Disagree
0	0.00%		N/A
8 Respondents			

Q52. Please indicate your level of agreement with the following statements. - The classroom technology is easily accessible.

Count	Percent		
4	50.00%		Strongly Agree
1	12.50%		Agree
2	25.00%		Neutral
1	12.50%		Disagree
0	0.00%		Strongly Disagree
0	0.00%		N/A
8 Respondents			

Q53. Please indicate your level of agreement with the following statements. - The VGCC website provides information on how to register for my classes.

Count	Percent		
4	50.00%		Strongly Agree
4	50.00%		Agree
0	0.00%		Neutral
0	0.00%		Disagree
0	0.00%		Strongly Disagree
0	0.00%		N/A
8 Respondents			

Q54. Please indicate your level of agreement with the following statements. - VGCC's website has the information I need.

Count	Percent		
6	75.00%		Strongly Agree
2	25.00%		Agree
0	0.00%		Neutral
0	0.00%		Disagree
0	0.00%		Strongly Disagree
0	0.00%		N/A
8 Respondents			

Q55. Do you have any comments about Information Technology?

Count	Percent										
1	12.50%		Yes. Please comment below:								
<table border="1"> <thead> <tr> <th>Count</th> <th>Percent</th> <th></th> <th></th> </tr> </thead> <tbody> <tr> <td>1</td> <td>100.00%</td> <td></td> <td>VNet room is a great way to offer classes to multiple locations ar one time, however sometimes the equipment is faulty, and sometimes the attendant is late.</td> </tr> </tbody> </table>				Count	Percent			1	100.00%		VNet room is a great way to offer classes to multiple locations ar one time, however sometimes the equipment is faulty, and sometimes the attendant is late.
Count	Percent										
1	100.00%		VNet room is a great way to offer classes to multiple locations ar one time, however sometimes the equipment is faulty, and sometimes the attendant is late.								
7	87.50%		No								
8 Respondents											

Q56. Please indicate your level of agreement with the following statements. - Library resources (print collections, electronic database, ect.) are sufficient in meeting my coursework needs.

Count	Percent		
5	62.50%		Strongly Agree
3	37.50%		Agree
0	0.00%		Neutral
0	0.00%		Disagree
0	0.00%		Strongly Disagree
0	0.00%		N/A
8 Respondents			

Q57. Please indicate your level of agreement with the following statements. - The library's hours of operation meet my needs.

Count	Percent		
4	50.00%		Strongly Agree
3	37.50%		Agree
0	0.00%		Neutral
0	0.00%		Disagree
0	0.00%		Strongly Disagree
1	12.50%		N/A
8 Respondents			

Q58. Do you have any comments about the Library Services?

Count	Percent										
0	0.00%		Yes. Please comment below:								
<table border="1"> <thead> <tr> <th>Count</th> <th>Percent</th> <th></th> <th></th> </tr> </thead> <tbody> <tr> <td>8</td> <td>100.00%</td> <td></td> <td>No</td> </tr> </tbody> </table>				Count	Percent			8	100.00%		No
Count	Percent										
8	100.00%		No								
8 Respondents											

Q59. I prefer to receive information about registration by (check all that apply):

Count	Respondent %	Response %													
2	25.00%	6.90%	Regroup												
8	100.00%	27.59%	My VGCC e-mail account												
3	37.50%	10.34%	My personal e-mail account												
4	50.00%	13.79%	Text message to my cell phone												
2	25.00%	6.90%	Announcement by instructors in classroom												
3	37.50%	10.34%	Posters/fliers posted around campus												
5	62.50%	17.24%	Website announcement												
1	12.50%	3.45%	Facebook												
0	0.00%	0.00%	Twitter												
0	0.00%	0.00%	Instagram												
1	12.50%	3.45%	VGCC's mobile app												
0	0.00%	0.00%	Other, please list:												
<table border="1"> <thead> <tr> <th>Count</th> <th>Percent</th> <th></th> <th></th> </tr> </thead> <tbody> <tr> <td>8</td> <td></td> <td></td> <td>Respondents</td> </tr> <tr> <td>29</td> <td></td> <td></td> <td>Responses</td> </tr> </tbody> </table>				Count	Percent			8			Respondents	29			Responses
Count	Percent														
8			Respondents												
29			Responses												

Q60. I prefer to receive information about VGCC events by (check all that apply):

Count	Respondent %	Response %							
1	12.50%	4.00%	<input type="checkbox"/> Regroup						
8	100.00%	32.00%	<input checked="" type="checkbox"/> My VGCC e-mail account						
4	50.00%	16.00%	<input checked="" type="checkbox"/> My personal e-mail account						
3	37.50%	12.00%	<input checked="" type="checkbox"/> Text message to my cell phone						
1	12.50%	4.00%	<input type="checkbox"/> Announcement by instructors in classroom						
2	25.00%	8.00%	<input type="checkbox"/> Posters/fliers posted around campus						
4	50.00%	16.00%	<input checked="" type="checkbox"/> Website announcement						
1	12.50%	4.00%	<input type="checkbox"/> Facebook						
0	0.00%	0.00%	<input type="checkbox"/> Twitter						
0	0.00%	0.00%	<input type="checkbox"/> Instagram						
1	12.50%	4.00%	<input type="checkbox"/> VGCC's mobile app						
0	0.00%	0.00%	<input type="checkbox"/> Other, please list:						
<table border="1"> <thead> <tr> <th>Count</th> <th>Percent</th> </tr> </thead> <tbody> <tr> <td>8</td> <td>Respondents</td> </tr> <tr> <td>25</td> <td>Responses</td> </tr> </tbody> </table>				Count	Percent	8	Respondents	25	Responses
Count	Percent								
8	Respondents								
25	Responses								















Q61. Do you have any comments about how we communicate to you?







Count	Percent					
0	0.00%	<input type="checkbox"/> Yes. Please comment below:				
<table border="1"> <thead> <tr> <th>Count</th> <th>Percent</th> </tr> </thead> <tbody> <tr> <td>8</td> <td>100.00%</td> </tr> </tbody> </table>			Count	Percent	8	100.00%
Count	Percent					
8	100.00%					
8	100.00%	<input checked="" type="checkbox"/> No				
8	Respondents					







Q62. Prior to enrolling as a student, I was introduced to VGCC by the following (check all that apply):

Count	Respondent %	Response %					
1	12.50%	5.26%	<input type="checkbox"/> Recruiter from VGCC who came to my school				
1	12.50%	5.26%	<input type="checkbox"/> Recruiter from VGCC at a festival, career fair, etc.				
3	37.50%	15.79%	<input checked="" type="checkbox"/> My high school counselor, teacher or principal				
4	50.00%	21.05%	<input checked="" type="checkbox"/> My parents or other family				
3	37.50%	15.79%	<input checked="" type="checkbox"/> Friends, neighbors, or other influences in my life				
4	50.00%	21.05%	<input checked="" type="checkbox"/> VGCC publications mailed to my house (ARCHES)				
0	0.00%	0.00%	<input type="checkbox"/> Newspaper advertising				
0	0.00%	0.00%	<input type="checkbox"/> Radio advertising				
1	12.50%	5.26%	<input type="checkbox"/> Television advertising				
1	12.50%	5.26%	<input type="checkbox"/> Web notices (Facebook, Twitter, Instagram, etc.)				
0	0.00%	0.00%	<input type="checkbox"/> None (I found VGCC on my own)				
1	12.50%	5.26%	<input type="checkbox"/> Other, please list:				
<table border="1"> <thead> <tr> <th>Count</th> <th>Percent</th> </tr> </thead> <tbody> <tr> <td>1</td> <td>100.00%</td> </tr> </tbody> </table>				Count	Percent	1	100.00%
Count	Percent						
1	100.00%						
<table border="1"> <tbody> <tr> <td>1</td> <td>100.00%</td> <td><input checked="" type="checkbox"/> My mother graduated from VGCC, and I learned that her experience was awesome. I decided to apply and "Better my FUTURE".</td> </tr> </tbody> </table>				1	100.00%	<input checked="" type="checkbox"/> My mother graduated from VGCC, and I learned that her experience was awesome. I decided to apply and "Better my FUTURE".	
1	100.00%	<input checked="" type="checkbox"/> My mother graduated from VGCC, and I learned that her experience was awesome. I decided to apply and "Better my FUTURE".					
8	Respondents						
19	Responses						

Q63. Would you like to be entered in the drawing for a Chrome Book?

Count	Percent																
6	75.00%	 Yes, please enter your email below:															
<table border="1"> <thead> <tr> <th>Count</th> <th>Percent</th> <th></th> </tr> </thead> <tbody> <tr> <td>1</td> <td>16.67%</td> <td> caritawoodard@yahoo.com</td> </tr> <tr> <td>1</td> <td>16.67%</td> <td> fcolindres6080@vgcc.edu</td> </tr> <tr> <td>1</td> <td>16.67%</td> <td> quiana.millerfisher@duke.edu</td> </tr> <tr> <td>1</td> <td>16.67%</td> <td> Skempson1326@vgcc.edu</td> </tr> </tbody> </table>			Count	Percent		1	16.67%	 caritawoodard@yahoo.com	1	16.67%	 fcolindres6080@vgcc.edu	1	16.67%	 quiana.millerfisher@duke.edu	1	16.67%	 Skempson1326@vgcc.edu
Count	Percent																
1	16.67%	 caritawoodard@yahoo.com															
1	16.67%	 fcolindres6080@vgcc.edu															
1	16.67%	 quiana.millerfisher@duke.edu															
1	16.67%	 Skempson1326@vgcc.edu															
2	25.00%	 No															
8 Respondents																	

Q64. My Academic & Career Coach's support helps me toward obtaining a degree.			
Count	Percent		
1	33.33%		Strongly Agree
2	66.67%		Agree
0	0.00%		Neutral
0	0.00%		Disagree
0	0.00%		Strongly Disagree
0	0.00%		N/A
3 Respondents			

Q65. My Faculty Advisor's support helps me toward obtaining a degree.			
Count	Percent		
3	60.00%		Strongly Agree
1	20.00%		Agree
1	20.00%		Neutral
0	0.00%		Disagree
0	0.00%		Strongly Disagree
0	0.00%		N/A
5 Respondents			